




DEARBORN

FOLD-OVER DISC HARROW

MODEL 11-135



ASSEMBLY AND OPERATING INSTRUCTIONS



The Dearborn Fold-Over Harrow is a heavy duty, rigid type implement designed for use either as a tandem disc harrow or as a heavy duty bush and bog harrow. The implement is quickly and easily attached to the Ford Tractor three-point linkage and is controlled by the Ford Tractor Hydraulic Touch Control Mechanism.

The rugged construction of the Dearborn Fold-Over Disc Harrow means a long, useful life for every part. Each of the harrow front gangs consists of four 20 inch notched discs spaced at 9 inches, while the rear gangs consist of five 18 inch notched discs spaced $7\frac{1}{4}$ inches apart. The discs are manufactured from high carbon steel and are heat treated to assure long service. Bearings of white iron are easily

lubricated by means of pressure grease fittings.

The Dearborn Fold-Over Harrow is quickly and easily changed to either a tandem disc harrow or a bush and bog harrow. With the rear gangs folded up on the front gangs, the implement becomes a bush and bog harrow with a weight per disc blade of 90 pounds. This added weight assures thorough trash cutting and penetration. With the rear gangs down, the implement is changed to a tandem disc harrow and does an excellent job of leveling and finishing the ground for seeding.

This manual contains information on the assembly, lubrication and general operation of your Dearborn Fold-Over Harrow. Read it carefully, study the illustrations and keep it available for ready reference.

DEARBORN MOTORS CORPORATION

BIRMINGHAM, MICHIGAN

www.ntractorclub.com

FOLD-OVER DISC HARROW




Figure 1

Dearborn Fold-Over Disc Harrow Bundled for Shipment

SHIPPING INFORMATION

The Dearborn Fold-Over Disc Harrow, Model 11-135, is shipped in five bundles as shown in Figure 1. Check the shipment against the following list and Figure 1 to be sure all parts are received.

D.M.C. Bundle No.	Description	Required
112864	Main frame assembly with "A" frame and assembly and operating manual attached.	1
112480	One rear gang assembly with five 18 inch notched discs on each gang.	2
112865	One front gang assembly with four 20 inch notched discs on each gang.	2

ASSEMBLY PROCEDURE

NOTE: The assembly of the Dearborn Fold-Over Disc Harrow is the responsibility of your Ford Tractor and Dearborn Farm Equipment dealer. The harrow should be delivered to the owner completely assembled. The following instructions are provided in case of need.

1. Cut the wires and lay out all parts to facilitate assembly.
2. Assemble the "A" frame as follows:
 - a. Position the main frame on the bearing hangers as shown in Figure 2.
 - b. Place the "A" frame in an upright position

- c. Insert the rod (5), Figure 2, through the

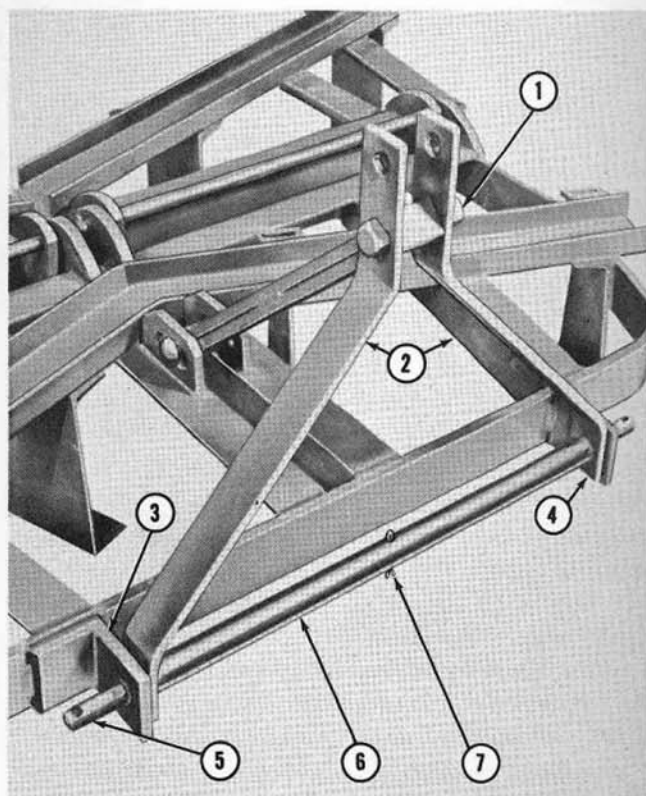


Figure 2

Assembling the "A" Frame

FOLD-OVER DISC HARROW

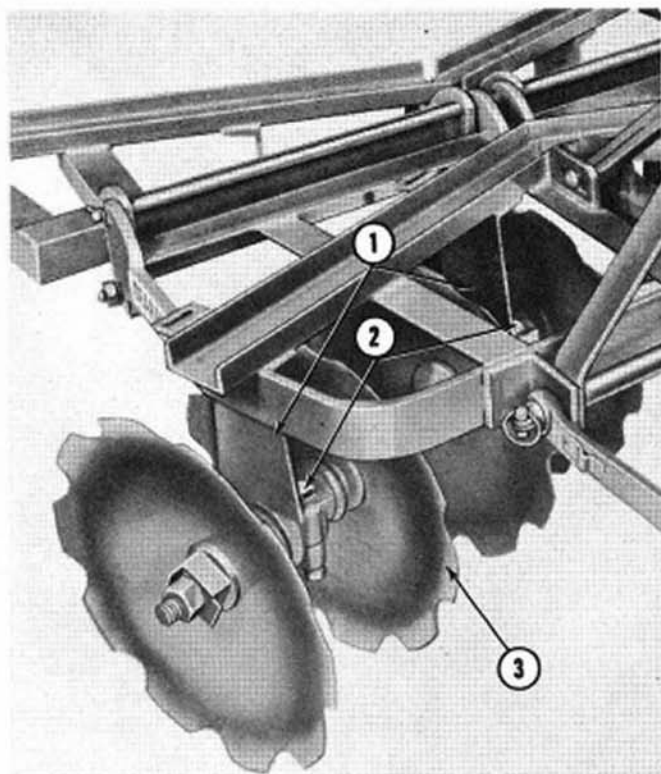


Figure 3
Attaching the Disc Gangs

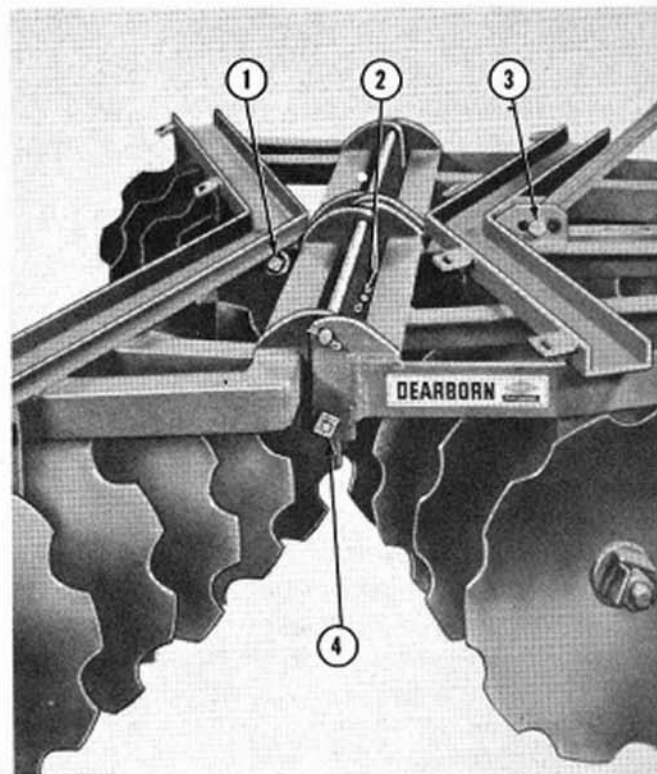


Figure 4
Adjustments

brackets (3) and (4), the struts (2) and the pipe (6). Secure the rod with the cotter pin as shown at (7).

- d. Tighten the nut (1) on the top of the "A" frame securely.
3. Attach the disc gangs to the harrow frame as follows:

- a. Attach the harrow frame to the tractor three-point linkage and raise it until there is adequate clearance to permit attachment of the gangs.

NOTE: Before the gangs are attached to the hangers, pack the upper half of each disc bearing with grease to insure complete lubrication.

- b. Position the gangs (3), Figure 3, under the frame and attach them to the bearing hangers (1) with the bearing bolts (2), lockwashers and nuts as shown. The lubrication fittings should face to the front on front gangs and to the rear on rear gangs when the bearings are properly assembled.

OPERATION

The Dearborn Fold-Over Disc Harrow is designed for satisfactory performance in all types of soil and under various cover conditions.

As a tandem disc harrow, the implement may be used for seedbed preparation and turning in cover crops. When changed to a bush and bog harrow, the additional weight on the front gangs assures deep penetration and surface trash is easily and thoroughly mulched. The "lift" feature of the harrow makes it easy to turn at the end of the field, permits crossing grassed waterways without disturbing the sod and protects the cutting edge of the discs when transporting the implement to and from the field.

ADJUSTMENTS

Changing the Harrow: To change the implement from a tandem disc harrow to a heavy duty bush and bog harrow, remove the nut, flatwashers, spacers and bolt (1), Figure 4, the cotter pin and button head pin (2), and the nut, lockwasher and bolt (4) from each side of the harrow. Fold each gang over so that it rests on the front frame members. The weight of the rear gangs is sufficient to hold them in this position.

Gang Level: The level of the front and rear gangs may be changed to suit varying soil conditions by changing the position of the pin (3), Figure 4. To obtain deeper penetration of the front gangs, move the pin (3) to the rear hole. To obtain deeper penetration

of the rear gangs, move the pin (3) to the forward hole.

LUBRICATION

There are eight grease fittings on the Dearborn Fold-Over Disc Harrow. One of these fittings is located on each of the disc gang bearings. Lubricate the bearings after assembly of the harrow and following every four hours of operation thereafter. Use a good grade of pressure gun grease and wipe the fittings clean before greasing to avoid forcing dirt into the bearings.

MAINTENANCE

1. Keep all bolts and nuts tightened securely.
2. Keep the disc blades sharp at all times.
3. Keep the bearings well lubricated.
4. Use touch-up paint to prevent rust and maintain the appearance of the harrow.
5. Store the harrow in a dry place between operating seasons and coat non-painted surfaces with a good grade of rust preventive.
6. Your Dearborn Farm Equipment dealer carries a complete stock of genuine Ford Tractor and Dearborn Equipment repair parts. These parts are precision manufactured and inspected to assure high quality and accurate fit. Insist on genuine Ford Tractor and Dearborn Equipment repair parts.




Figure 5
The Dearborn Fold-Over Harrow in the Bush and Bog Position

DEARBORN MOTORS CORPORATION EQUIPMENT WARRANTY

DEARBORN MOTORS CORPORATION warrants all parts (other than pneumatic tires, inner tubes and batteries) of equipment bearing the trade-mark "Dearborn" to the original purchaser thereof at retail, for a period of six (6) months from the date of delivery thereof to the original purchaser at retail, to be free from defects in workmanship and material under normal use and service. The obligation of Dearborn Motors Corporation under this warranty shall be limited to shipment, without charge to the original purchaser at retail, of the part or parts of such Dearborn Equipment intended to replace the part or parts acknowledged by Dearborn Motors Corporation to be defective in workmanship or material. This warranty is in lieu of all other warranties, expressed or implied, and of all obligations or liabilities on the part of Dearborn Motors Corporation, and it neither assumes nor authorizes any person to assume for it, any other obligation or liability in connection with workmanship or material of equipment bearing the trade-mark "Dearborn" or any part thereof. This warranty shall not apply to any Dearborn Equipment, or any part thereof, which has been damaged in any accident, or by fire, flood, or Act of God, or abused or misused, or which has been altered elsewhere than at the place of manufacture, or in which the original purchaser thereof at retail, has used or allowed to be used, parts not made or supplied by Dearborn Motors Corporation. Dearborn Motors Corporation reserves the right at any time to make changes in the design, materials and/or specifications of equipment bearing the trade-mark "Dearborn" and/or accessories therefor, without thereby becoming liable to make similar changes in equipment bearing the trade-mark "Dearborn" and/or accessories therefor, previously manufactured.

DEARBORN MOTORS CORPORATION
BIRMINGHAM, MICHIGAN